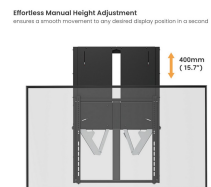


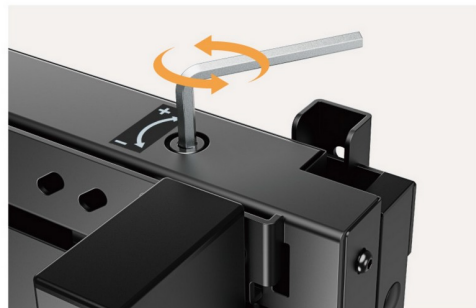
# 650345 55"-86" Interactive Up-Down TV Wall Mount

## Product Images

---




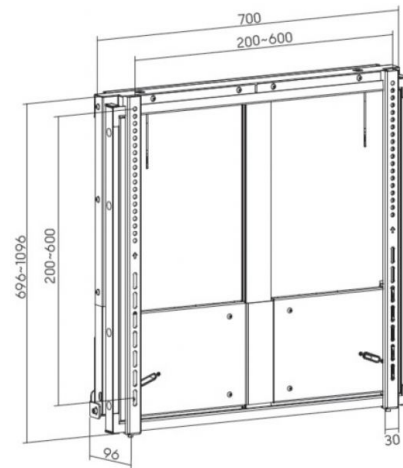
**Easy to Install**  
for a better user experience



**Weight Balance Design**  
easily accommodates the different weights of displays



Dimensions (mm)



## Short Description

- Max VESA: 600 x 600
- Max Loading weight: 65kg

- Built-in Cable management
- VESA standards compliant
- Manual Height-Adjustable Display Wall Mount
- Smooth and Effortless Height Adjustment: high-low adjustment with finger touch positioning
- Weight Balance Design: easily accommodates the different weights of displays
- Heavy-Duty steel construction holds the heaviest TVs with confidence.
- Compact Design: allows the mount to hide behind the screen when not in use
- High Quality Powder-Coated Finish: features a stylish anti-scratch surface

## Description

---

The Equip 650345 55"-86" Interactive Up-Down TV Wall Mount, a versatile and innovative solution for your viewing needs. This cutting-edge mount offers seamless adjustability, bringing convenience and flexibility to your entertainment setup.

With a sturdy construction designed to accommodate TVs ranging from 55 inches to a massive 86 inches, this mount ensures compatibility with a wide range of television models. Whether you're enjoying a movie night with family or immersing yourself in the latest gaming adventure, this mount delivers a customizable viewing experience tailored to your preferences.

The interactive up-down feature allows you to effortlessly adjust the height of your TV, providing optimal viewing angles for any occasion. Say goodbye to neck strain and awkward viewing positions – with smooth vertical movement, you can easily position your TV to suit your seating arrangement or room layout.

## Additional Information

Harmonized System (HS) code.	852990
Customs product code (TARIC).	8529909700
Color.	Black
EAN.	4015867237656
Model Number.	650345
Dimensions (W x D x H).	700 x 96 x 696 mm
Product weight (kg).	25.75
Anti-theft.	No
Cable management.	No
Bracket type.	Up and down moveable
Installation.	Solid Wall,Double Stud(406mm/450mm)
Distance to wall (Profile).	96mm
Load Capacity (kg).	35~65kg
Material.	Plastic, Stainless Steel, Aluminum
Screens support quantity.	1
Support Curved TV (Monitors).	No
VESA compatibility.	200x200,200x300,300x200, 200x400,400x200,300x300, 300x400,400x300,600x200, 350x350,400x400,600x300, 400x600,600x400,600x600
Approval and Compliance.	RoHS
Package Contents.	Interactive Up-Down TV Wall Mount Manual Screws kits

